

# GMDSS

## Communication Console



Complies with SOLAS & IMO requirements



*- a sophisticated and ultimate "all-in-one" GMDSS solution*

**Complete & compact-sized GMDSS station**  
**Complies with SOLAS, IMO, ITU & ETS requirements**  
**Ergonomic design**  
**Easy installation**

# GMDSS Communication Console - solutions

## Complete Solution

JRC GMDSS Communication Consoles are complete solutions ergonomically designed to allow the ship's crews to access all the GMDSS equipment efficiently. It meets the international standards and requirements from IMO/SOLAS.

## Configuration

JRC GMDSS Communication Console is equipped with JRC MF/HF Radio Station, Inmarsat-C Ship Earth Station, and VHF/DSC Radiotelephone. All of the equipment has been proven to be highly reliable and user friendly.



JSS-196GM/JSS-296  
MF/HF Radio Station

## MF/HF Radio Station

The **JSS-196GM (150W) / JSS-296 (250W)** MF/HF radiotelephones are designed for vessels navigating in A2, A3 and A4 sea areas. It is one of the most advanced GMDSS systems JRC ever developed, allowing for superior performance. The compact and lightweight construction allows for a flexible installation approach.



JUE-85  
Inmarsat-C Ship Earth Station

## Inmarsat-C Ship Earth Station

The **JUE-85** Inmarsat-C Ship Earth Station is a highly reliable mobile satellite message communication system having the ability to handle commercial, operational and personal messages just as easily as distress and safety communications.

The JUE-85 Inmarsat system comprises a small antenna with built-in GPS, terminal (transmitter and receiver) with distress button, messaging unit and power supply unit. Unlike a typical Inmarsat C system, JRC also includes a printer as standard, offering a total solution to the shipping industry.



JHS-770S/JHS-780D  
VHF Radiotelephone

## VHF/DSC VHF Radiotelephone

The **JHS-770S (semi-duplex) / JHS-780D (duplex)** VHF/DSC Radiotelephone is a first class VHF with an advanced modular design that allows for maximum installation flexibility.

When your AIS is connected to the JHS-770S/JHS-780D, new possibilities become available. This innovative feature, unique to JRC, allows you to quickly navigate through a list of targets in your surrounding area. Bearing, range and MMSI information of target vessels are sorted from the shortest range upwards. You can now easily select the vessel you wish to get in contact with, and send a DSC message immediately.

# GMDSS Communication Console - lineups

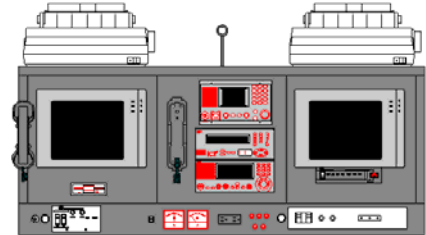


## Variety of Lineups

JRC offers different types of GMDSS Communication Consoles to meet the various needs of our customers.

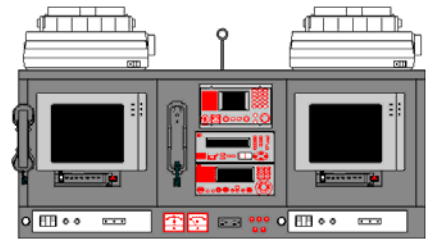
### [ JCO-\*\*\*A3 Series ]

- ✚ 150W model : **JCO-150A3**
- ✚ 250W model : **JCO-250A3**
  - ▶ For Ocean Area A3
  - ▶ Consists of; (1) MF/HF with DSC & NBDP  
(1) Inmarsat-C  
(1) VHF



### [ JCO-\*\*\*A3DUC Series ]

- ✚ 150W model : **JCO-150A3DUC**
- ✚ 250W model : **JCO-250A3DUC**
  - ▶ For Ocean Area A3
  - ▶ Consists of (1) MF/HF with DSC & without NBDP  
(2) Inmarsat-C  
(1) VHF



### [ JCO-\*\*\*A4 Series ]

- ✚ 150W model : **JCO-150A4**
- ✚ 250W model : **JCO-250A4**
  - ▶ For Ocean Area A3 & A4
  - ▶ Consists of (2) MF/HF with DSC & NBDP  
(1) Inmarsat-C  
(1) VHF

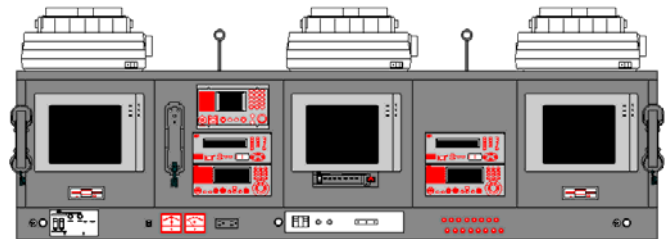
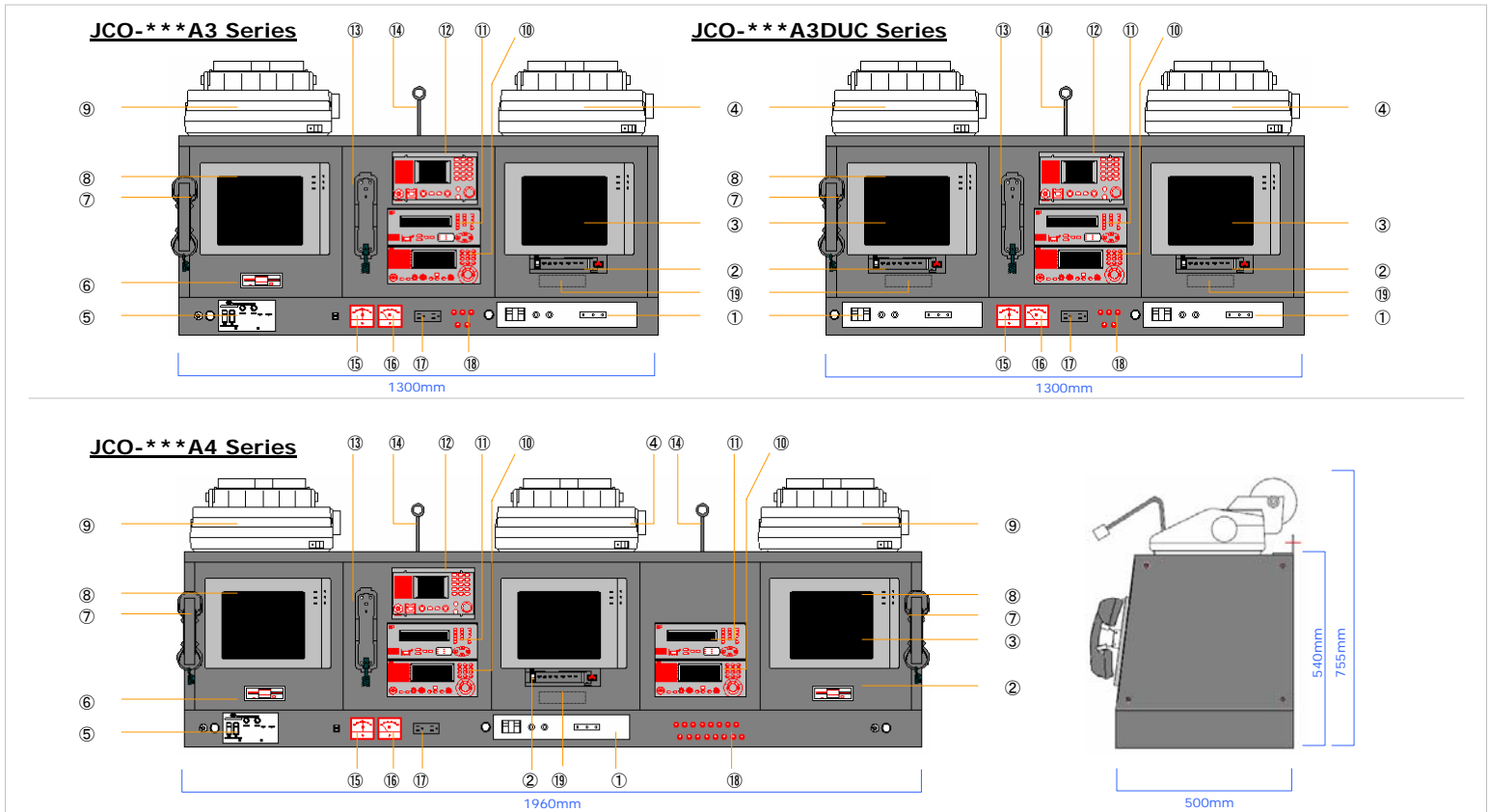


Table of Components

	JCO-***A3	JCO-***A3DUC	JCO-***A4
Radiotelephone	1	1	2
DSC Modem	1	1	2
Data Terminal Equipment	2	2	3
Keyboard	2	2	3
Printer	2	2	3
FDD Unit	1	-	2
Handset/Handset Holder	2	2	3
DC/DC Power Supply (only for 150W model)	1	1	1
Inm-C IME	1	2	1
AC/DC Power Supply for Inm-C	1	2	1
VHF Controller	1	1	1
VHF Transceiver	1	1	1
Emergency Light	1	1	1

\* All of the JCO-\*\*\* packages also include the 2<sup>nd</sup> VHF radio, which shall be installed at the ship's conning position.

# GMDSS Communication Console - specifications



## Items on the console

No.	Description	No.	Description
1	NBD-843A POWER SUPPLY (INM-C)	11	NCT-196N DSC/NBDP (MF/HF)
2	NTF-781GM I.M.E (INM-C)	12	NCM-1770 VHF RADIO CONTROLLER
3	NDZ-127C1 DATA TERMINAL (INM-C)	13	NOW-261 HANDSET(VHF)
4	NKG-800 PRINTER (INM-C)	14	EMERGENCY LIGHT
5*	NBD-865 POWER SUPPLY (VHF)	15	DC AMPERE METER
6	FLOPPY DISK DRIVE(MF/HF)	16	DC VOLTAGE METER
7	NOW-213 HANDSET (MF/HF)	17	AC110V RECEPTACLE
8	NDZ-127J NBDP DATA TERMINAL (MF/HF)	18	FUSE
9	NKG-800 PRINTER (MF/HF)	19	FLOPPY DISK DRIVE(INM-C) --- <b>OPTION</b>
10	JSB-196GM MF/HF RADIO TELEPHONE		

\* Installed inside the console for JCO-\*\*\*A3DUC model.

## Items inside the console

	Description		Description
A**	NBG-300 POWER SUPPLY (MF/HF)	D	PRINTER SELECTOR
B	JB1 QOD-2032 (INM-C)	E	ANTENNA SPLITTER
C	NTE-770 TRANSCEIVER (VHF)		

\*\* Only for 150W MF/HF model.

For further information please contact:

**JRC** *Japan Radio Co., Ltd.*

JRC America  
1021 SW Klickitat Way  
Bldg. D, Suite 101  
Seattle WA 98134 U.S.A.  
Tel : 1-(206)-654-5644  
      : 1-(888)-225-4472  
Fax : 1-(206)-654-7030  
Email: [sales@jrcamerica.com](mailto:sales@jrcamerica.com)  
Web : [www.jrcamerica.com](http://www.jrcamerica.com)

All specifications are subject to change without notification.