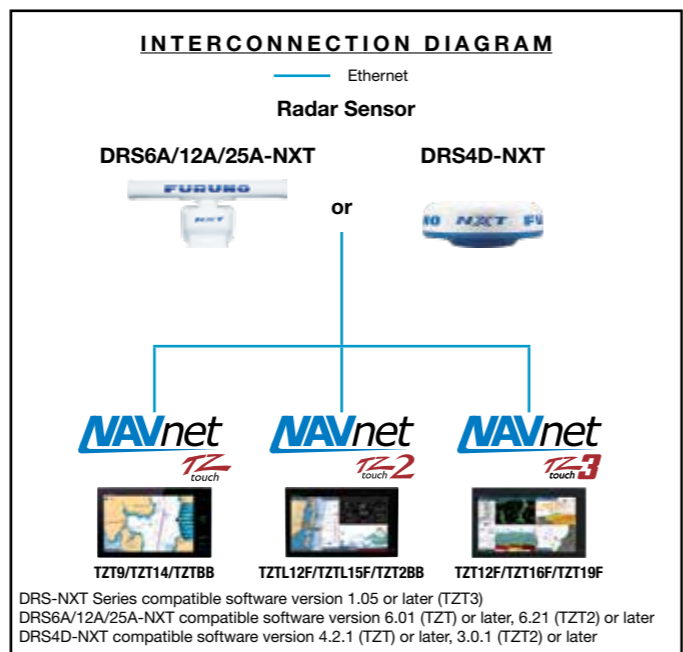
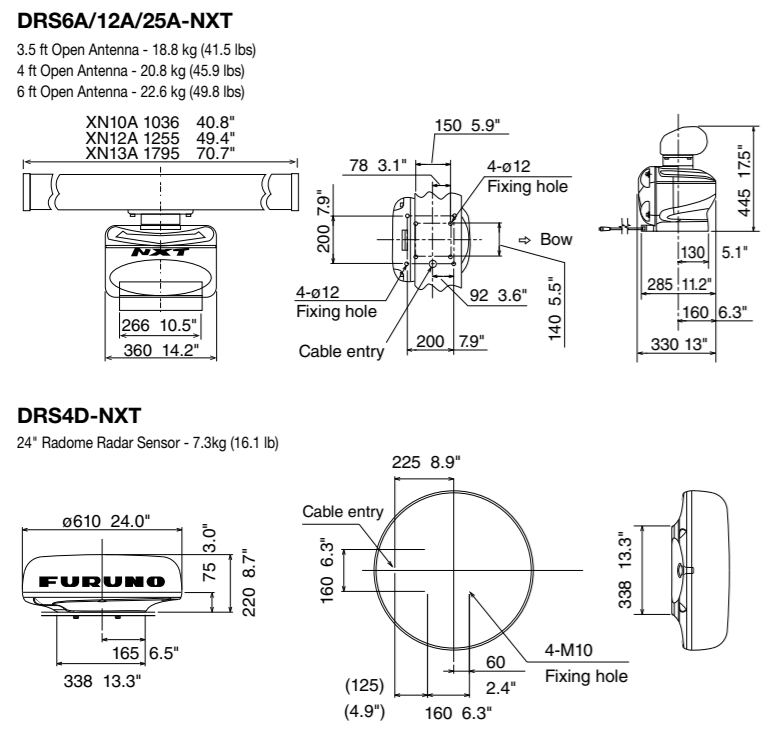




MODEL	DRS4D-NXT	DRS6A-NXT	DRS12A-NXT	DRS25A-NXT
ANTENNA				
Type	ø610 mm Radome (24")		ø1036 mm Open (3.5') ø1255 mm Open (4') ø1795 mm Open (6')	
Beam Width	Horizontal	3.9° typical (-3 dB) Adjustable between 2° and 3.9° (effective with RezBoost™ control)	2.3°/1.9°/1.35° Adjustable between 0.7° and 1.35° (effective with RezBoost™ control, 6ft Open Array only)	
	Vertical	25°	22°	
Antenna Rotation Speed	24*/36/48 rpm range coupled or 24 rpm fixed *In dual-range mode, speed is limited to 24 rpm			
RF TRANSCEIVER				
Frequency	CH1: 9380 MHz (P0N), 9400 MHz (Q0N) CH2: 9400 MHz (P0N), 9420 MHz (Q0N) CH3: 9420 MHz (P0N), 9440 MHz (Q0N)			
Pulselength & PRR	P0N: 0.08µs to 1.2µs/700 to 1100 Hz Q0N: 5µs to 18µs/700 to 1100 Hz		P0N: 0.04µs to 1.2µs/ 550 Hz to 2000 Hz Q0N: 5µs to 48µs/ 550 Hz to 2000 Hz	
Peak Output Power	Solid-State, 25W		Solid-State, 100W	Solid-State, 200W
Range Scales	0.0625 to 48NM* *In dual-range mode, range is limited to 12NM	0.0625 to 72NM* *In dual-range mode, range is limited to 12NM	0.0625 to 96NM* *In dual-range mode, range is limited to 12NM	
ENVIRONMENT				
Temperature	-25°C to +55°C, Waterproofing: IP26		-25°C to +55°C, Waterproofing: IP56	
POWER SUPPLY				
VDC	12-24 VDC, 2.5-1.3A EXTERNAL PSU NOT REQUIRED	12/24 VDC, 9.5/5.0A	24 VDC, 5.0A	24 VDC, 5.6A
EQUIPMENT LIST				
Standard	Radar Sensor (RSB-135-115), Installation Materials, Spare Parts		Scanner Unit (RSB-137-119/125/126), Radiator, Installation Materials, Spare Parts	
Option	Radome Mount (OP03-208), Retrofit Kit (OP03-239) 2/5/10m, Antenna Cable 10/15/20/30m, Joint Box (TL-CAT-012)		LAN Cable 2/5/10m, Antenna Cable 10/15/20/30m, Joint Box (TL-CAT-012)	

DRS-NXT SERIES

SOLID-STATE DOPPLER RADAR



SPECIFICATIONS SUBJECT TO CHANGE WITHOUT NOTICE

Catalog No. 1-B-20043LB
CA000001437

- FURUNO ELECTRIC CO., LTD.**
Japan www.furuno.com
FURUNO U.S.A., INC.
U.S.A. www.furunousa.com
FURUNO PANAMA S.A.
Republic of Panama www.furuno.com.pa
FURUNO (UK) LIMITED
U.K. www.furuno.co.uk
FURUNO NORGE A/S
Norway www.furuno.no
- FURUNO DANMARK A/S**
Denmark www.furuno.dk
FURUNO SVERIGE AB
Sweden www.furuno.se
FURUNO FINLAND OY
Finland www.furuno.fi
FURUNO POLSKA Sp. z o.o.
Poland www.furuno.pl
FURUNO DEUTSCHLAND GmbH
Germany www.furuno.de
- FURUNO FRANCE S.A.S.**
France www.furuno.fr
FURUNO ESPAÑA S.A.
Spain www.furuno.es
FURUNO ITALIA S.R.L.
Italy www.furuno.it
FURUNO HELLAS S.A.
Greece www.furuno.gr
FURUNO (CYPRUS) LTD
Cyprus www.furuno.com.cy
- FURUNO EURUS LLC**
Russian Federation www.furuno.ru
FURUNO SHANGHAI CO., LTD.
China www.furuno.com/cn
FURUNO CHINA CO., LTD.
Hong Kong www.furuno.com/cn
FURUNO KOREA CO., LTD
Korea
FURUNO SINGAPORE
Singapore www.furuno.sg
- PT FURUNO ELECTRIC INDONESIA**
Indonesia www.furuno.id
FURUNO ELECTRIC (MALAYSIA) SDN. BHD.
Malaysia www.furuno.com/my
BWARE OF SIMILAR PRODUCTS
All brand and product names are trademarks, registered trademarks, or service marks for their respective holders.
SPECIFICATIONS SUBJECT TO CHANGE WITHOUT NOTICE
Printed in U.S.A.



Mackay Marine, Global Commercial Sales
+1 281 479 1515 marinesales@mackaymarine.com
Mackay Communications, Satellite Solutions
+1 919 850 3100 satserv@mackaycomm.com
Mackay Marine Canada
+1 902 469 8480 sales.canada@mackaymarine.com





Marine Electronics & Satellite Communications
www.mackaymarine.com

Mackay Marine, Global Commercial Sales
+1 281 479 1515 marinesales@mackaymarine.com

Mackay Communications, Satellite Solutions
+1 919 850 3100 satserv@mackaycomm.com

Mackay Marine Canada
+1 902 469 8480 sales.canada@mackaymarine.com



DRS4D-NXT

DRS6A-NXT
DRS12A-NXT
DRS25A-NXT

DRS-NXT SERIES SOLID-STATE DOPPLER RADAR



Pictured above: TZT19F*

*DRS-NXT Series compatible with software version 1.05 or later (TZT3)


KEY FEATURES:

- High-power 100/200W output (DRS12A/25A-NXT)
- Compatible with NavNet TZtouch, TZtouch2, and TZtouch3
- Solid-State pulse compression Doppler Radar with no preheating time and low energy consumption (no magnetron required)
- Revolutionary Target Analyzer™ function instantly identifies hazardous targets
- Fast Target Tracking and Auto Target Acquire function
- RezBoost™ beam sharpening to increase resolution
- Bird Mode to find the best fishing grounds by tracking birds
- Rain Mode separates rain cells in blue from actual targets
- Simple installation, single power/network cable connection
- 3.5/4/6' open array antenna options (DRS6A/12A/25A-NXT)

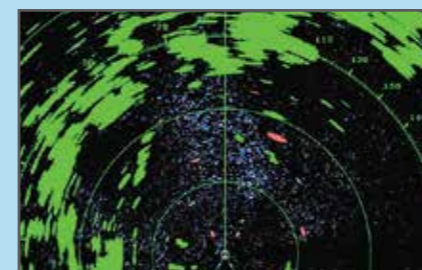


Target Analyzer™ function utilizing Doppler technology spots hazardous targets instantly

The DRS-NXT Radar series was the first in the world to leverage Furuno's exclusive Target Analyzer™ function. Targets approaching your vessel automatically change color to help you identify potentially dangerous targets. Green echoes are stationary targets or targets moving away from your vessel, while red echoes are hazardous targets that are moving towards your vessel. Echoes dynamically change color as targets approach or get farther away from your vessel. Target Analyzer™ improves situational awareness and can increase safety by showing you which targets to monitor.



Target Trails
Non-Threatening Targets
Approaching Targets



In the unique Rain Mode setting, rain cells are displayed as blue targets and lets you see through a storm cell to identify targets that would normally be hidden in the rain.

Dual Range Mode

Simultaneous scanning technology allows dual-progressive scan to display and update two Radar images, both long and short range. Autonomous control over gain and anti-clutter can be performed on each Radar presentation. This can be used to have one screen with the gain set to locate birds and buoys, while you use the other Radar screen to navigate.




Left Range: 0.75NM
Right Range: 3NM
(Max. range 12NM)



Bird Mode gets you on the fish faster than other Radar

The DRS-NXT series features an enhanced Bird Mode that helps you identify birds gathering around schools of fish at the sea surface. Bird Mode adjusts the gain and sea settings automatically for optimal visibility.



Radar image



Actual scene



Track up to 100 Targets with Fast Target Tracking and Auto Target Acquire function

With Fast Target Tracking activated, it only takes a few seconds for a vector to be displayed once the target is manually selected, or automatically selected with the Auto Target Acquire function. When the Auto Target Acquire function is on, potentially hazardous targets within 3NM range from own ship are automatically acquired by Doppler calculation and will trigger an alarm*. Up to 100 targets can be acquired through simultaneous automatic, manual, and GZ target selections, considerably increasing safety and simplifying estimation of other vessels' course and speed. *TCPA settings required



Approaching vessel with target vector and echo trail