


**Mackay is a
Certified GLOBAL
Iridium GMDSS
Service Provider!**



LT-3100S GMDSS SATELLITE COMMUNICATIONS SYSTEM

designed and built for the demanding and rough environment at sea

IRIDIUM GMDSS

The LT-3100S GMDSS System is the new solution for GMDSS Distress and Safety communication via satellite. In early 2020, Iridium plans to start its GMDSS * services and operation. Being recognized by the IMO and the SOLAS convention, it will be much more than an alternative to Inm-C, offering 100% global coverage and built-in Safety Voice.

LT-3100S GMDSS IN SHORT

PENDING IMO APPROVAL *

The LT-3100S GMDSS System is fulfilling the new MED directive with Wheel Mark approval. Small and compact. No requirements for either message terminal or printer. The solution will not only offer GMDSS services but also Voice, SMS, and Data. The built-in GNSS/GPS receiver will support features like tracking. Interface for BAM and ECDIS. The Antenna Unit can be installed up to 500 meters from the Control Unit.

- **100% global GMDSS coverage ***
- **Distress Alert & Safety Voice**
- **Maritime Safety Information (MSI)**
- **BAM & ECDIS interface**
- **SSAS & LRIT ***
- **Voice, SMS & Data**
- **Up to 500 m antenna cable**

PRODUCT DESCRIPTION




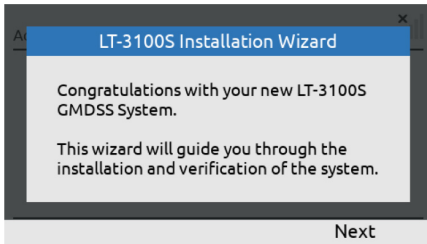
The standard LT-3100S GMDSS terminal is offered in a version that includes control unit & bracket mount, handset & cradle, antenna unit & power cable. The standard version fulfills all the GMDSS basic requirements. Additional services like SSAS, GMDSS Alarm Panels and printer, will require the LT-3140S Interface Unit.

INTERFACE UNIT

The LT-3140S Interface Unit supports:

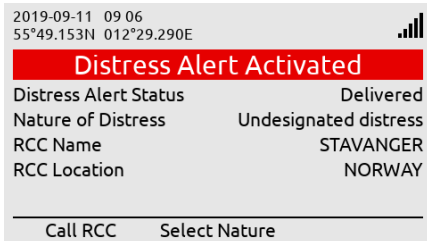
- GMDSS Alarm Panels
- GMDSS Printer
- SSAS alarm & test buttons
- ECDIS
- Bridge Alert Management (BAM)
- Maintenance PC





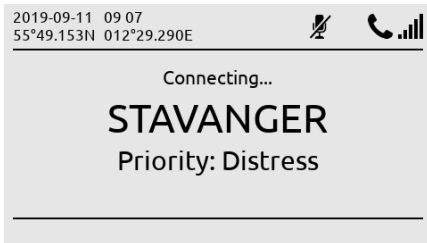
Installation Wizard

The installation and setup of the LT-3100S GMDSS system has been made user-friendly by adding an Installation Wizard that will guide you through the initial configuration and activation of the system on the Iridium GMDSS Gateway (IGS).



Distress Alert

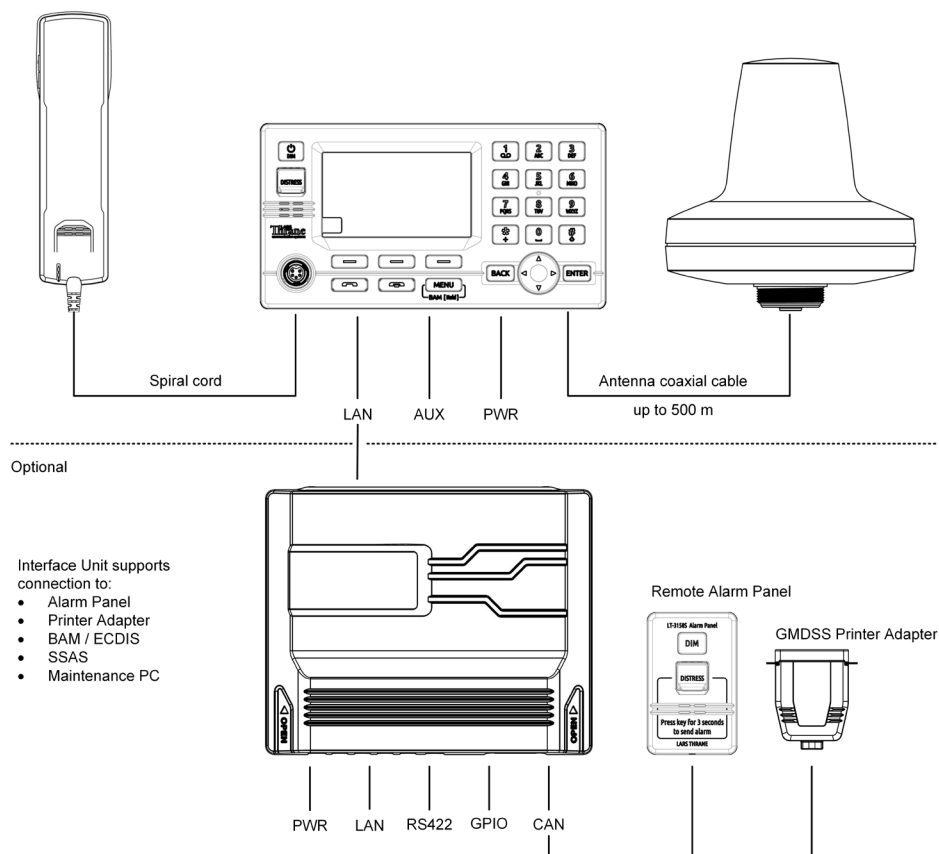
Distress Alert can be activated by pushing the DISTRESS button on the front of the control unit. A Distress Alert message will be sent to the Iridium GMDSS Gateway (IGS) and immediately forwarded to the Rescue Coordination Center (RCC).



Safety Voice

The LT-3100S GMDSS System is supporting both Safety Voice (priority) and standard Voice (non-priority). The terminal can be configured to automatically setup a Safety Voice call (priority: Distress) to the RCC, if the Distress button has been activated.

SYSTEM CONFIGURATION



SPECIFICATIONS

LT-3100S GMDSS SYSTEM

Certification & standards Maritime CE, FCC, ISED, RCM, RED, MED (Wheel Mark), RoHS 2, Iridium®

LT-3110S Control Unit

Weight 658 g (1.45 lbs)
Temperature, operational -15°C to +55°C (+5°F to +131°F)
IP rating, dust and water IP32
Interfaces Ethernet, auxiliary, DC input, chassis ground, Antenna Unit (N conn.), Handset, SIM card
Input voltage 12 – 24 VDC

LT-3120 Handset

Weight 290 g (0.64 lbs)
Temperature, operational -15°C to +55°C (+5°F to +131°F)
IP rating, dust and water IP32

LT-3130 Antenna Unit

Weight 687 g (1.51 lbs)
Temperature, operational -40°C to +55°C (-40°F to +131°F)
IP rating, dust and water IP67
Interfaces Control Unit (N conn.)

Antenna communication cable Coaxial cable, up to 500 m (1500 ft)

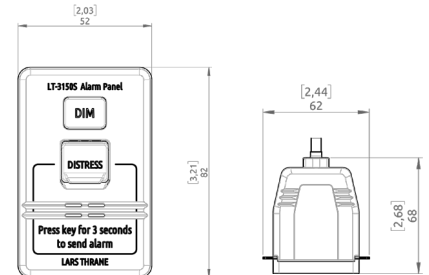
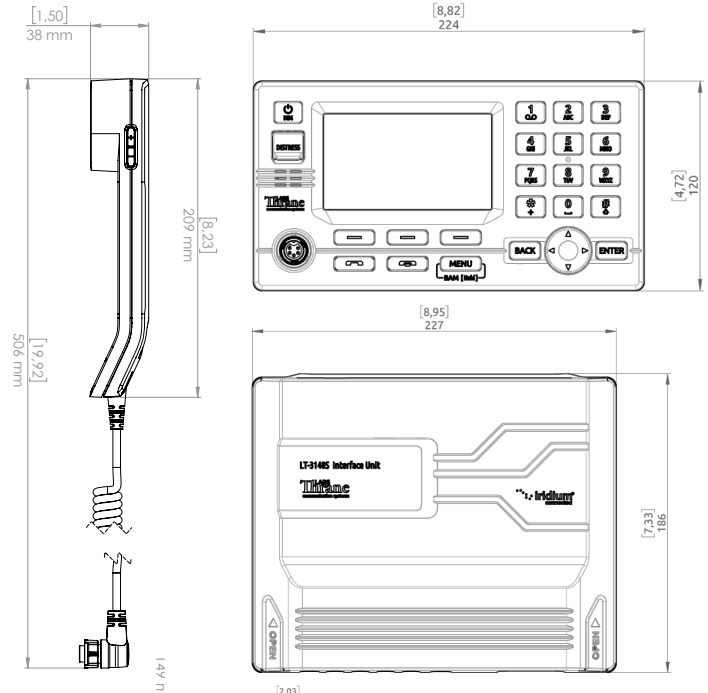
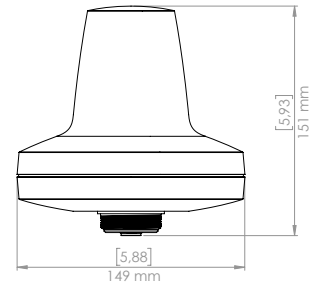
LT-3140S Interface Unit

Weight 720 g (1.59 lbs)
Temperature, operational -15°C to +55°C (+5°F to +131°F)
IP rating, dust and water IP10
Interfaces 4 x Ethernet, 2 x RS422, 4 x GPIO, 4 x CAN, DC input, chassis ground
Input voltage 12 – 24 VDC

LT-3150S Alarm Panel

Weight 68 g (0.15 lbs)
Temperature, operational -15°C to +55°C (+5°F to +131°F)
IP rating, dust and water IP32
Interface CAN

Warranty 2 year
Maintenance None



IN THE BOX

| | |
|-----------------------------|---------------|
| LT-3110S Control Unit | P/N 51-101812 |
| LT-3120 Handset | P/N 51-100988 |
| LT-3121 Cradle | P/N 51-101181 |
| LT-3130 Antenna Unit | P/N 51-100989 |
| Bracket Mount, Control Unit | P/N 91-100771 |
| Power Cable, 3m | P/N 91-102118 |
| User & Installation Manual | P/N 95-101817 |

ACCESSORIES

| | |
|---|---------------|
| LT-3140S Interface Unit | P/N 51-101814 |
| LT-3150S Alarm Panel | P/N 51-101815 |
| LT-3160S Printer Adapter | P/N 51-101816 |
| Flush Mount, Control Unit | P/N 91-100772 |
| Bracket Mount (1.5" to 2.5" tube), Antenna Unit | P/N 91-100773 |
| Pole Mount (1.5" tube), Antenna Unit | P/N 91-100774 |
| Aux Cable, 3m | P/N 91-100768 |
| Coaxial Cable Ø10mm, 10m, 25m and 50m | |



Lars Thrane A/S
Skovlytoften 33
DK-2840 Holte, Denmark
Phone: +45 88 30 10 00 Fax: +45 88 30 10 09
Email: sales@thrane.eu
CVR DK-36042443
www.thrane.eu