

SAILOR® 6280/6281 AIS SYSTEM

COBHAM

Trust SAILOR AIS for reliable and accurate AIS data

2013 Product Sheet

The most important thing we build is trust

The SAILOR 6280/6281 AIS System (Class A) is a SAILOR product through and through. From the innovative 'black box' system design and user friendly touch screen operation, to flexible installation possibilities and inherent durability, it is built on the fundamental qualities that have made SAILOR a well respected name in maritime communication. You can trust it to reliably broadcast your AIS data and display that of vessels around you, ensuring your ability to operate safely and efficiently.

Installation possibilities

A major innovation of the SAILOR 6280/6281 AIS System is its modular design. Being a 'black box' solution ensures highly flexible installation possibilities. It is 100 % network integrated; just install the black box transponder wherever convenient and connect it via LAN (using the sophisticated Lightweight Ethernet protocol) to the SAILOR 6004 Control Panel (touch display) for complete installation flexibility.

Touch innovation

SAILOR has pioneered the use of touch screen bridge equipment with the SAILOR 6006 Message Terminal, which is part of the industry leading SAILOR 6000 GMDSS Series. The new touch display for the SAILOR 6280/6281 AIS System is a natural progression of this, offering intuitive and familiar control. Operating the SAILOR 6280/6281 AIS System is similar to using your smartphone; simply activate the functions by activating the app on the display. This is a concept that can truly revolutionize the way to work on the bridge.

Advanced features

In addition to its innovative design and operation, the SAILOR 6280/6281 AIS System delivers high performance on basic parameters, such as sensitivity, immunity, and blocking, so you can be confident in its ability to deliver and receive all AIS information at all times. A strong feature set, designed to provide safe and flexible operation based on reliable AIS data, makes the SAILOR 6280/6281 AIS System one of the most advanced Class A compliant systems available.

- All parts included in the box – even the SAILOR 6285 Active GPS Antenna
- Built-in Self-diagnostic system
- Possibility for one-antenna installation

(Common VHF and GPS antenna)

- River use compliant – Compliant with CCNR requirements (Central Commission for navigation on the Rhine)
- Works with both GPS and GLONASS
- Support message for Long Range Satellite tracking on channel 75 & channel 76
- Interface for 'Pilot Plug'

Integration flexibility

Both the SAILOR 6280 AIS System and the SAILOR 6281 AIS Basic System, feature the ThraneLINK application interface.

This makes servicing easy. The system is designed to be used standalone or as part of an Integrated Navigation System (INS).

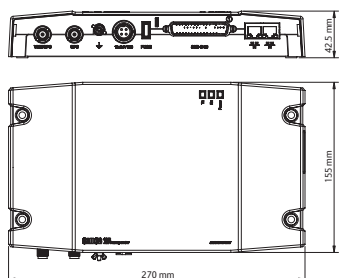


SAILOR® 6280/6281 AIS SYSTEM

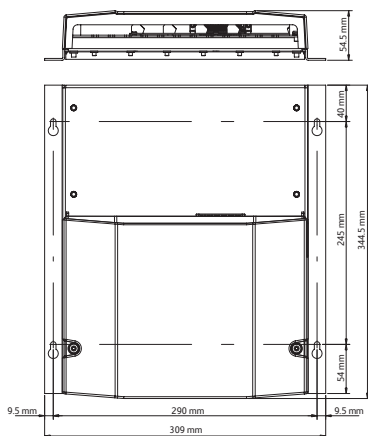
Trust SAILOR AIS for reliable and accurate AIS data



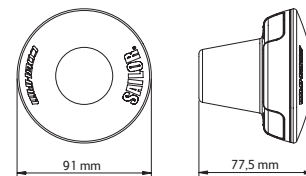
SAILOR 6282 AIS Transponder



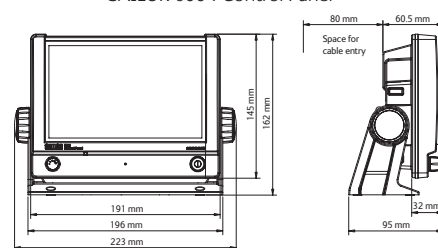
Option - SAILOR 6283 Connection Box and Wall Tray



SAILOR 6285 GPS Antenna - Active



SAILOR 6004 Control Panel



SAILOR 6282 AIS TRANSPONDER

Weight	1.15 kg
Dimensions	(L x W x H) 160 x 270 x 42 mm
Equipment class	Protected, according to IEC 60945
Input voltage	10.8VDC to 31.2VDC
Power consumption	12W (0.5A @24 VDC input voltage)
Temperature	-15° C to +55° C (Operational) -30° C to +80° C (Storage)
Compass Safe Distance	55 cm (standard magnetic compass) 45 cm (Emergency magnetic compass)
Receivers	156.025 - 162.025 MHz (TDMA) 156.525 MHz (Channel 70, DSC)
Channel bandwidth	25 kHz
RF Output Power	High: 12.5 W Low: 1W Low power forced control (gas alarm): 1W
Frequency	156.025 - 162.025 MHz
VHF connector	TNC female
GPS connector	TNC female
VHF and GPS cable	RG214 or better
Connection to SAILOR 6004 Control Panel	LAN (LWE IEC 61162-450)
Connections to sensors and PI	50 pin sub-D

SAILOR 6285 GPS ANTENNA - ACTIVE

Dimensions	Ø: 91 mm, H: 77.5 mm
Weight	0.15 kg
Mounting	Bracket mount on pipe, thread 1" x 14 TPI
Equipment class	Exposed, according to IEC 60945
Antenna type	Active patch antenna
Frequency	1570 to 1608 MHz
Impedance	Nominal 50 Ohm
Polarization	Circular right-hand
Coverage	Hemispherical
Selectivity	45 dB down at center ±25 MHz
Gain	28 dB
Supply voltage	5 ±1 VDC
Current consumption	Approx. 30mA
Connector	TNC female
Cable	RG214 recommended
Operating temperature	-40° C to +55° C
Storage temperature	-40° C to +80° C

SAILOR 6283 AIS CONNECTION BOX AND WALL TRAY

Weight without SAILOR 6282 AIS Transponder	2.15 kg
Weight with SAILOR 6282 AIS Transponder mounted	3.30 kg
Dimensions (L x W x H)	340 x 310 x 55 mm
Equipment class	Protected, according to IEC 60945

SAILOR 6004 CONTROL PANEL

Mounting method	Flush mount or bracket
Voltage	10.8 to 31.2 V DC
Power consumption	Typical: 18 W active Peak: 42 W 3.15 A internal fuse (non-serviceable)
Audio output	Up to 6 W in 8 Ohm
Interfaces	2 x Ethernet (10/100 Mbit/s), Accessories connector, Auxiliary connector
Compliance	IEC 60945, IEC 60950-1
IP rating	IP54
Ambient temperature	-15° C to 55° C
Storage temperature	-30° C to 80° C
Compass safe distance	0.6 m
Dimensions W x H x D	191 mm x 145 mm x 61 mm (without mounting bracket)
Weight	1.1 kg (1.25 kg with mounting bracket)

ThraneLINK

ThraneLINK is a sophisticated communication protocol that connects the SAILOR products in a network, offering important new opportunities to vessels. It provides facility for remote diagnostics and enables access to all the SAILOR products from a single point for service. This results in optimized maintenance and lower cost of ownership because less time is needed for troubleshooting and service. Installation is made easier as ThraneLINK automatically identifies new products in the system. The uniform protocol is an open standard which provides a future proof solution for all vessels.

For further information please contact:



marinesales@mackaymarine.com
+1 281 479 1515
service@mackaymarine.com
+1 281 478 6245