



# LT-4200 SATELLITE COMMUNICATIONS SYSTEM

## IRIDIUM CERTUS® 200

designed and built for the demanding and rough environment at sea



## LT-4200 IN SHORT

- 3 x Voice Channels (high quality)
- IP-data: 176 kbps (up) / 176 kbps (down)
- Single antenna cable solution (up to 150 m)
- Handset included in the box
- Support for external SIP PABX and SIP handsets (up to 8)
- POTS through Analogue Telephone Adaptors (ATA)
- High-performance GNSS/GPS receiver
- Ethernet LAN interface on control unit
- Large 4.3" TFT display supporting day and night modes
- Voice prompt audio feedback
- Firewall and user authentication for high level of security
- IP-data management (configuration of outgoing firewall, port forwarding, etc.)
- Web server for configuration and maintenance
- Prepared for Iridium Certus GMDSS

## PRODUCT DESCRIPTION

The LT-4200 Satellite Communications System (Iridium Certus® 200) is a maritime satellite communication product from Lars Thrane A/S. The LT-4200 system is designed for the professional market (deep sea, fishing, and workboats), but can be used for the leisure market as well. The LT-4200 system meets all standards and certification requirements needed for worldwide maritime satellite communication equipment.

The LT-4200 system has voice and data capabilities with 100% global coverage provided by the Iridium® Network. The LT-4200 system consists of a control unit, antenna unit, handset, and cradle.

A single coaxial cable connects the control unit with the antenna unit. Using a standard coaxial cable, up to 150 meters of separation between the units can be obtained, giving freedom to mount the antenna unit in the best possible location, with free line of sight to the satellites.

The LT-4200 system can be used as the primary satellite communication product on vessels, covering the basic communication needs in terms of connectivity (ship to ship / ship to shore). The LT-4200 system offers 3 high quality voice channels, and IP-data 176 kbps (up) / 176 kbps (down), making it the perfect satellite communication product on board any vessel.

## PRODUCT FEATURES



# INTERFACES

## ETHERNET

Ethernet LAN (RJ45). Connectivity for data, Voice (SIP), service and maintenance

## CHASSIS GROUND

Chassis ground connector

## ANTENNA

Coaxial type-N conn (female). One cable solution supporting power and communication to the antenna

## SIM CARD

SIM card behind rubber dust cover for easy insertion and replacement

## AUXILIARY

Auxiliary (10-pin) supporting RS-422, and external ringer

## POWER

24 VDC



# INSTALLATION OPTIONS

## ANTENNA MOUNTING KITS


## CONTROL UNIT MOUNTING KITS



Pole Mount (2.0", Ø53.0mm, A4 Stainless), Antenna Unit

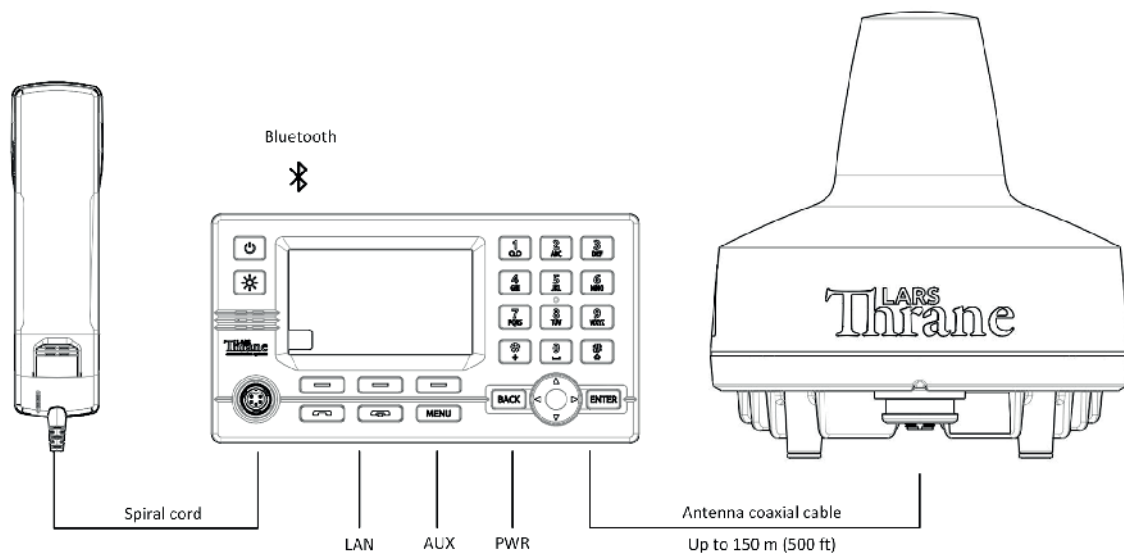


Bracket Mount Control Unit



Flush Mount Control Unit

# SYSTEM CONFIGURATION



# SPECIFICATIONS

## LT-4200 SATELLITE COMMUNICATIONS SYSTEM

Certification & standards	RED, FCC, ISED, RoHS 2, Iridium®
Vibration, operational	IEC 60945
Vibration, shock	Half sine 20 g/11 ms
Compass Safe Distance, std.	0.3 - 1.4 m (1.0 - 4.6 ft)
Compass Safe Distance, steer.	0.3 - 0.9 m (1.0 - 3.0 ft)
Power consumption: operating mode, max	90 W
Power consumption: standby mode, max	30 W
Power consumption: sleep mode, max	0.1 W

## LT-4210 Control Unit

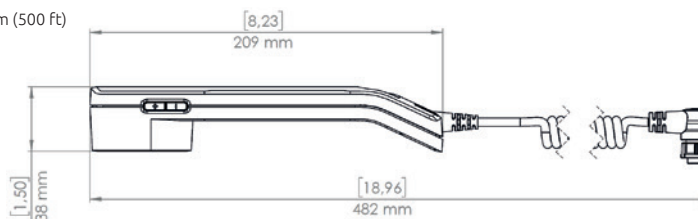
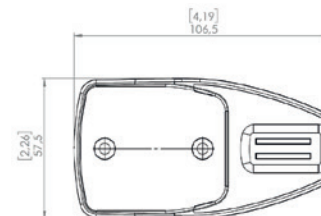
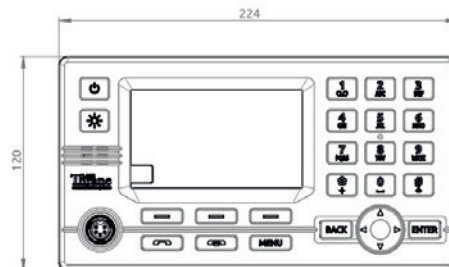
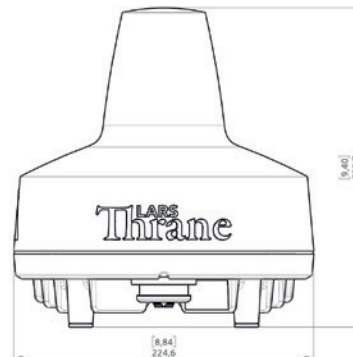
Weight	0.67 kg (1.48 lbs)
Dimensions	224.0 x 120.0 x 70.0 mm (8.82 x 4.72 x 2.76 in)
Temperature, operational	-15°C to +55°C (+5°F to +131°F)
IP rating, dust and water	IP32
Interfaces	Ethernet, auxiliary, DC input, chassis ground Antenna Unit (N conn.), handset, Bluetooth, SIM card
Input power	24 VDC

## LT-3120 Handset Unit

Weight (handset + wire)	0.30 kg (0.66 lbs)
Dimensions	52.8 x 208.8 x 38.2 mm (2.08 x 8.22 x 1.50 in)
Temperature, operational	-15°C to +55°C (+5°F to +131°F)
IP rating, dust and water	IP32

## LT-4230 Antenna Unit

Weight	3.70 kg (8.16 lbs)
Dimensions	238.7 x Ø 224.6 mm (9.40 x Ø 8.84 in)
Temperature, operational	-40°C to +55°C (-40°F to +131°F)
IP rating, dust and water	IP67
Interfaces	Control Unit (N conn.)
Antenna communication cable	Coaxial cable, up to 150 m (500 ft)
Warranty	2 years
Maintenance	None



## IN THE BOX

LT-4210 Control Unit	P/N: 51-102664
LT-3120 Handset	P/N: 51-100988
LT-3121 Cradle	P/N: 51-101181
LT-4230 Antenna Unit	P/N: 51-102958
Bracket Mount, Control Unit	P/N: 91-100771
Power Cable, 3m	P/N: 91-102118
User & Installation Manual	P/N: 95-102665

## ACCESSORIES

Flush Mount, Control Unit	P/N: 91-100772
Pole Mount (2.0" pipe, Ø53.0mm, A4 Stainless), Antenna Unit	P/N: 91-102967
Auxiliary Cable, 3m	P/N: 91-100768
Coaxial Cable Ø10.3mm (up to 150m)	
Crimping Tool for Coaxial Cable Ø10.3mm	



**Lars Thrane A/S**  
 Skovlytoften 33  
 DK-2840 Holte, Denmark  
 Phone: +45 88 30 10 00 Fax: +45 88 30 10 09  
 Email: sales@thrane.eu  
 CVR DK-36042443  
 www.thrane.eu

98-102966 REV. 1.00 LT-4200 Product Sheet  
 Subject to change without further notice



**Mackay Marine – High Seas**  
 +1 281 479 1515 marinesales@mackaymarine.com  
**Mackay Communications, Satellite Solutions**  
 +1 919 850 3100 satserv@mackaycomm.com

**Mackay Marine Canada**  
 +1 902 469 8480 sales.canada@mackaymarine.com  
**Mackay Marine Alaska & Pacific Northwest**  
 +1 206 282 8080 ballard@mackaymarine.com